

DEPARTMENT OF EXAMINATIONS, SRI LANKA
 இலங்கைப் பரீட்சைத் திணைக்களம்
 DEPARTMENT OF EXAMINATIONS, SRI LANKA
 இலங்கைப் பரීட்சைத் திணைக்களம்

NEW **43 E I**

අධ්‍යයන පොදු සහතික පත්‍ර (සාමාන්‍ය පෙළ) විභාගය, 2017 දෙසැම්බර්
 கல்விப் பொதுத் தராதரப் பத்திர (சாதாரண தரப் பரீட்சை, 2017 டிசெம்பர்
 General Certificate of Education (Ord. Level) Examination, December 2017

විනු **I**
 சித்திரம் **I**
 Art **I**


සැය එකයි
 ஒரு மணித்தியாலம்
 One hour

Paper	Marks
I	
II	
III	
Total	
Examiner 1	
Examiner 2	
EMF	

* Answer all questions on this paper itself.

Index No. :

- Referring to given photograph, fill in the blanks in questions 1 to 5.



1. This architectural construction has been created during period.
2. The name given to this is
3. This was erected during king period.
4. The prototype applied in the construction of the pillars here is
5. This building was used for

[see page two]

- For questions 6 to 10, write short answers.

6. What type of a building is considered existed having circular rows of pillars around a stupa ?

.....

7. Which artist created the famous cartoon character 'Appuhamy' ?

.....

8. What name is used for the decorative patterns done using letters that are found among Islamic art works ?

.....

9. Who is the Italian artist that painted the story of 'Last Judgement' ?

.....

10. What is the sculptured figure that was found in Indus valley, which depicts realistic features that exist in Greek classical sculpture ?

.....

- Select the most suitable answer for questions 11 to 15 and underline it.

11. Gadadadeniya temple of Gampola period is

- (1) an adaptation of Dravidian architectural features for a Buddhist temple.
- (2) a Hindu temple that was converted into a Buddhist temple later.
- (3) constructed by Hindu Dravidian artists.
- (4) a Buddhist temple built in stone.

12. Buddha image sculptured in the attitude of preaching dhamma, found in Anuradhapura is

- (1) Samadhi Buddha image.
- (2) Pankuliya Buddha image.
- (3) Tholuwila Buddha image.
- (4) Awkana Buddha image.

13. Hindu divine figure of Nataraj found in Polonnaruwa,

- (1) depicts a god engaged in dancing.
- (2) depicts the might and strength of God Shiva.
- (3) reminds god's kindness towards devotees.
- (4) depicts 'Thanadawa dancing pose' of God Shiva.

14. Indian Gandhara image named as 'Self mortification' (Duskarakkriya) is

- (1) a Buddha image sculptured realistically.
- (2) a portrayal of the wasted body and strong determination of Bodhisathwa.
- (3) a portrayal attempt in the depiction of a lean hermit.
- (4) a superb creation among realistic Buddha images carved in Gandhara.

15. Picasso's painting 'Les Demoiselles d'Avignon' (Avignonhi yuwathiyo) portrays

- (1) particulars of the lives of five women.
- (2) the pretty ladies of the city of Barcelona.
- (3) ugly looking ladies among beautiful ladies.
- (4) physical beauty and inward misery of the prostitutes.

- Write complete sentences to clarify the meaning of each word given under question numbers 16 to 20.

16. Weerasana :

17. Masjid :

18. Medhi :

19. Lac (Laksha) :

20. Alpa unnatha :

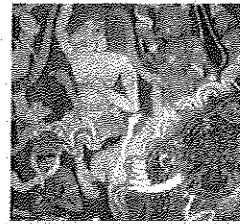
[see page three]

- Select the most suitable pictures from those given as **A, B, C, D, E** which are in close connection to pictures **21 to 25** and write its letter on the dotted line.

21.



(.....)

**A**


22.




(.....)

**B**

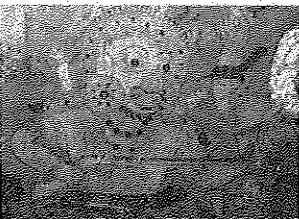
23.



(.....)

**C**


24.



(.....)

**D**

25.



(.....)

**E**

- Complete the sentences by filling the blanks with suitable word/s for questions **26 to 30**.

- The painting, 'Ulu poranuwa' which has been created using water color medium is a creation of the artist,
- David Paynter has painted many pictures at depicting the life of Jesus Christ.
- It is accepted that Ajantha frescoes were done in fresco sicco (tempera) technique, as they were painted on
- Myron and Praxiteles were contemporary artists lived during period of Greece.
- Embakka devalaya of wooden architecture, was constructed by and his pupils.

[see page four]

- Answer questions 31 to 35 referring to pictures F, G, H, I and J.

**F****G****H****I****J**

31. What is the name of the painting by artist A. Mark shown by letter **F**?
.....
32. Who is the saint devoted to God Shiva depicted in the image shown by letter **G**?
.....
33. What Indian art tradition has influenced the image shown by letter **H**?
.....
34. To what Indian art work is the lion figure shown by letter **I** related ?
.....
35. To what ruling period of Egypt does this portrait that depicts natural features which is shown by letter **J** belong?
.....
- Identify the colour painting given to you and write **five** meaningful sentences appreciating its artistic qualities under given subtitles, **36 to 40**.

36. Place and artist :
-
37. Theme :
-
38. Use of line and colour :
-
39. Composition :
-
40. Expression of feelings :
-

OL/2017/43/STE-I (NEW)

All Rights Reserved]

பெரிய கல்வித் துறை / முழுப் பதிப்புரிமையுடையது / All Rights Reserved]

பெரிய கல்வித் துறை / முழுப் பதிப்புரிமையுடையது / All Rights Reserved]

NEW

43 I

අධ්‍යයන පොදු සහතික පත්‍ර (සාමාන්‍ය පෙළ) විභාගය, 2017 දෙසැම්බර්
 கல்விப் பொதுத் தராதரப் பத்திர (சாதாரண தர)ப் பரீட்சை, 2017 டிசெம்பர்
 General Certificate of Education (Ord. Level) Examination, December 2017

வீடு I / சித்திரம் I / Art I



வி கிரேடியுபுதிய பாடத்திட்டம்/New Syllabus

NEW		43 E II
General Certificate of Education (Ord. Level) Examination, December 2017		
விது II சித்திரம் II Art II	படிக்கேடி இரண்டு மணித்தியாலம் Two hours	

Important:

- * Write your **Index number** clearly on the line given on the **reverse** of the answer script.
- * Ensure that your drawing is quite dry before you hand it over to the Supervisor. Wet drawings will stick to each other and it will be disadvantageous to you.
- * Water colour, poster colour, tempera, pastel or any colour medium that is not greasy and does not stick may be used.
- * All objects should be kept below the eye level. In case they are not arranged properly the candidates may remind the Supervisor about it before the exam begins.

Free Line Drawing and Pictorial Composition in colour

- * Observe the objects in front of you.
 1. First do your preliminary sketch using the rough paper given to you.
 2. Draw and colour the objects as you see. Use the given special drawing paper for this.
- * Tie two drawings together and hand over to the supervisor.
- * Please note that the following points will be considered when assessing your work.
 - Study in free line
 1. Your skill in handling the relevant media in your preliminary sketch on the rough paper.
 - Colour Drawing
 2. The objects should be composed artistically to suit the plane.
 3. Your understanding of scales of measure, perspectives and three-dimensional effects.
 4. Treatment of textural effects and showing characteristics of the given objects.
 5. Your skill in handling the colour medium.
 6. Suggestion of a suitable background and overall finishing.

N.B.

You are not expected to draw the whole board. You are free to adjust its measurements to suit the composition.

* * *

නව නිර්දේශය/புதிய பாடத்திட்டம்/New Syllabus

<div style="display: flex; justify-content: space-between; align-items: center;"> <div style="text-align: center;"> <p>NEW</p> </div> <div style="text-align: center;"> <p>43 E III</p> </div> </div>									
<p>අධ්‍යයන පොදු සහතික පත්‍ර (සාමාන්‍ය පෙළ) විභාගය, 2017 දෙසැම්බර් கல்விப் பொதுத் தராதரப் பத்திர (சாதாரண தர)ப் பரீட்சை, 2017 டிசம்பர் General Certificate of Education (Ord. Level) Examination, December 2017</p>									
<table border="1" style="width: 45%;"> <tr> <td style="padding: 5px;">විභූ</td> <td style="text-align: center; padding: 5px;">III</td> </tr> <tr> <td style="padding: 5px;">சித்திரம்</td> <td style="text-align: center; padding: 5px;">III</td> </tr> <tr> <td style="padding: 5px;">Art</td> <td style="text-align: center; padding: 5px;">III</td> </tr> </table> <table border="1" style="width: 45%;"> <tr> <td style="padding: 5px;">පැය දෙකයි</td> </tr> <tr> <td style="padding: 5px;">இரண்டு மணித்தியாலம்</td> </tr> <tr> <td style="padding: 5px;">Two hours</td> </tr> </table>	විභූ	III	சித்திரம்	III	Art	III	පැය දෙකයි	இரண்டு மணித்தியாலம்	Two hours
විභූ	III								
சித்திரம்	III								
Art	III								
පැය දෙකයි									
இரண்டு மணித்தியாலம்									
Two hours									

Important:

- * You must draw only **one** drawing.
- * Write your **index number** and **question number** clearly on the line given on the **reverse** of the answer script.
- * Be sure that your drawing is completely dry before it is handed over to the Supervisor. Wet drawings may stick together and it will be disadvantageous to you.
- * Use any of the following media.
Water colour, poster paint, pastel or any other colour medium that is not greasy and does not stick.
- * Drawing papers and tissue papers (for those who need it) will be provided.

Select one from **either** Part A or Part B or Part C

Part A - Pictorial Composition

1. Fishermen at the beach.
2. A pavement stall by the road side.
3. Women bathing in a stream.
4. Tourists watching a heard of elephants.

Part B - Design

5. Design a space of **9 X 9** inches using a five pettled flower and a leaf for a repeated pattern for chintz cloth material. Pay attention to the continuation of the design of the pattern.
6. Design a concentric pattern for an umbrella cloth with eight sides.
7. Design a pattern using traditional decorations for a carving of a brass tray circular in shape.

Part C - Graphic Art

8. Design a cover page for a children's book on the topic 'Handaya'.
9. Design a poster on the theme, 'Control Dengue'.
10. Design a colourful invitation card for the annual art show in school.

* * *

