

AL/2024/01/E-I

සියලුම හිමිකම් ඇවිරිණි / முழுப் பதிப்புரிமையுடையது / All Rights Reserved

ශ්‍රී ලංකා විභාග දෙපාර්තමේන්තුව ශ්‍රී ලංකා විභාග දෙපාර්තමේන්තුව ශ්‍රී ලංකා විභාග දෙපාර්තමේන්තුව ශ්‍රී ලංකා විභාග දෙපාර්තමේන්තුව ශ්‍රී ලංකා විභාග දෙපාර්තමේන්තුව
 இலங்கைப் பரீட்சைத் திணைக்களம் இலங்கைப் பரීட்சைத் திணைக்களம் இலங்கைப் பரීட்சைத் திணைக்களம் இலங்கைப் பரීட்சைத் திணைக்களம் இலங்கைப் பரීட்சைத் திணைக்களம்
 Department of Examinations, Sri Lanka Department of Examinations, Sri Lanka Department of Examinations, Sri Lanka Department of Examinations, Sri Lanka Department of Examinations, Sri Lanka
 இலங்கைப் பரීட்சைத் திணைக்களம் இலங்கைப் பரීட்சைத் திணைக்களம் இலங்கைப் பரīட்சைத் திணைக்களம் இலங்கைப் பரīட்சைத் திணைக்களம் இலங்கைப் பரīட்சைத் திணைக்களம்
 Department of Examinations, Sri Lanka Department of Examinations, Sri Lanka Department of Examinations, Sri Lanka Department of Examinations, Sri Lanka Department of Examinations, Sri Lanka

අධ්‍යයන පොදු සහතික පත්‍ර (උසස් පෙළ) විභාගය, 2024
 கல்விப் பொதுத் தராதரப் பத்திர (உயர் தர)ப் பரீட்சை, 2024
 General Certificate of Education (Adv. Level) Examination, 2024

භෞතික විද්‍යාව I
 பௌதிகவியல் I
 Physics I

01 E I


පැය දෙකයි
 இரண்டு மணித்தியாலம்
 Two hours

Instructions:

- * This question paper consists of 50 questions in 10 pages.
- * Answer all the questions.
- * Write your **Index Number** in the space provided in the answer sheet.
- * Read the instructions given on the back of the answer sheet carefully.
- * In each of the questions 1 to 50, pick one of the alternatives from (1), (2), (3), (4), (5) which is correct or most appropriate and mark your response on the answer sheet with a cross (x) in accordance with the instructions given on the back of the answer sheet.

Use of calculators is not allowed.

$$(g = 10 \text{ m s}^{-2})$$

- Which of the following physical quantity has a unit but no dimensions?
 - Planck constant
 - Surface tension
 - Energy
 - Relative velocity
 - Sound intensity level
- In a vernier calliper, the main scale 1.0 cm has 20 subdivisions. The length of 19 main scale subdivisions has equally been divided into 20 vernier scale divisions. What is the least count of the calliper?
 - 0.025 mm
 - 0.050 mm
 - 0.20 mm
 - 0.25 mm
 - 0.50 mm
- The kinetic energy of a projectile at its maximum height is one-fourth ($\frac{1}{4}$) of its initial kinetic energy. What is the angle of projection of the projectile with the horizontal? (Neglect air resistance.)
 - 10°
 - 20°
 - 30°
 - 45°
 - 60°
- Consider the following statements about a pair of action-reaction forces.
 - They are equal in magnitude but opposite in direction.
 - They act only on objects touching each other.
 - They act on the same object.
 Of the above statements
 - only (A) is true.
 - only (A) and (B) are true.
 - only (A) and (C) are true.
 - only (B) and (C) are true.
 - all (A), (B) and (C) are true.
- As shown in the figure, a bullet hits a wooden block placed on a smooth horizontal surface and embeds within the block.
 
 Consider the following statements.
 - The law of conservation of linear momentum is valid for the collision.
 - The law of conservation of energy is valid for the collision.
 - A part of kinetic energy of the system is lost due to the collision.
 Of the above statements
 - only (A) is true.
 - only (A) and (B) are true.
 - only (A) and (C) are true.
 - only (B) and (C) are true.
 - all (A), (B) and (C) are true.

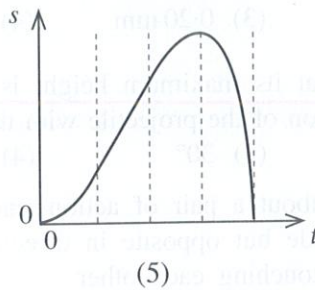
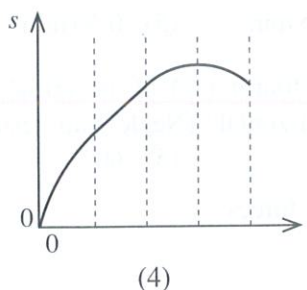
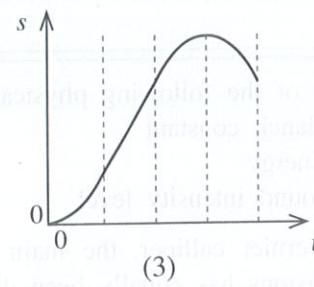
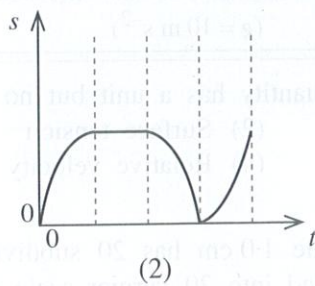
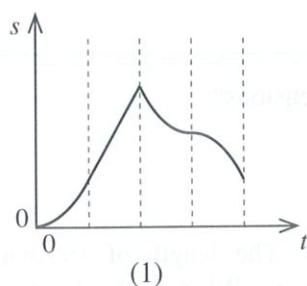
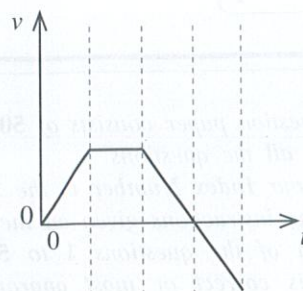
6. Consider following statements about a muon (μ^-).

- (A) It is a lepton.
- (B) It is made out of three quarks.
- (C) Its mass is larger than that of an electron.

Of the above statements

- (1) only (A) is true.
- (2) only (A) and (B) are true.
- (3) only (A) and (C) are true.
- (4) only (B) and (C) are true.
- (5) all (A), (B) and (C) are true.

7. The graph of the variation of velocity (v) with time (t) of an object is shown in the figure. The corresponding displacement (s)-time (t) curve is best represented by



8. A circular disc of moment of inertia about a perpendicular axis through the centre is 8 kg m^2 . It is smoothly pivoted from the centre and initially rotates at constant angular speed of 40 rad s^{-1} . When a constant torque is applied for 10 s, the angular speed of the disc reduces to 20 rad s^{-1} . What is the magnitude of the applied torque?

- (1) 8 N m
- (2) 16 N m
- (3) 32 N m
- (4) 40 N m
- (5) 80 N m

9. An astronomical telescope is in normal adjustment. If the focal length of objective lens is 80 cm and the angular magnification is 20, what is the distance between the objective lens and the eyepiece?

- (1) 40 cm
- (2) 76 cm
- (3) 84 cm
- (4) 96 cm
- (5) 100 cm

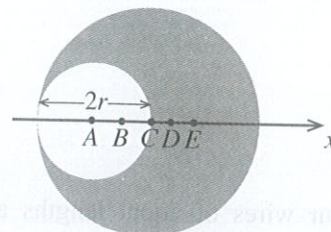
10. A source emitting sound waves of frequency 1000 Hz is moving directly towards a stationary observer at a velocity of $0.9v$, where v is the speed of sound in air. What is the frequency of the sound heard by the observer?

- (1) 1040 Hz
- (2) 1100 Hz
- (3) 1111 Hz
- (4) 1900 Hz
- (5) $10\,000 \text{ Hz}$

11. Faraday's law of electromagnetic induction is related to
- (1) law of conservation of charge.
 - (2) law of conservation of energy.
 - (3) Newton's third law of motion.
 - (4) law of conservation of angular momentum.
 - (5) law of conservation of linear momentum.

12. From a homogeneous uniform circular plate of radius $2r$ a circular part of radius r is removed as shown in the figure. The centre of gravity of the remaining part of the plate is most likely to be found at

- (1) A (2) B (3) C
(4) D (5) E



13. Two sound sources A and B are placed at a distance r away from a point. The sound intensity levels measured at that point are 72 dB and 92 dB, respectively. If the sound intensity of source A at that point is $I(\text{W m}^{-2})$, what is the sound intensity of source B at that point?

- (1) $1.3I$ (2) $10I$ (3) $20I$ (4) $25I$ (5) $100I$

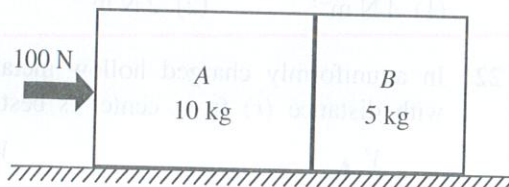
14. An ideal transformer has 200 turns in the primary coil and 400 turns in the secondary coil. When the primary is connected to an a.c. supply of $V_{\text{r.m.s.}} = 110 \text{ V}$, a current of $I_{\text{r.m.s.}} = 10 \text{ A}$ flows through it. The r.m.s. voltage and r.m.s. current in the secondary are respectively given by

- (1) 55 V, 20 A (2) 440 V, 5 A (3) 220 V, 10 A (4) 220 V, 5 A (5) 55 V, 10 A

15. The coefficient of static friction between a small coin and the surface of a horizontal turntable is 0.36. The rotational speed of the turntable is 30 rpm (revolutions per minute). What is the maximum distance from the centre of the turntable at which the coin will not slide? (Take $\pi = 3$)

- (1) 4 cm (2) 12 cm (3) 36 cm (4) 40 cm (5) 72 cm

16. Two boxes A and B of mass 10 kg and 5 kg respectively and made of different materials are placed on a rough horizontal surface as shown in the figure. The coefficient of kinetic friction between box A and the surface is 0.5. When a horizontal force of 100 N is applied to box A, the reaction force between boxes A and B is 40 N. What would be the coefficient of kinetic friction between box B and the horizontal surface?



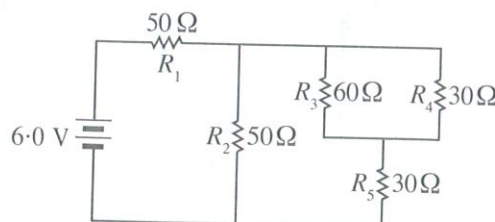
- (1) 0.7 (2) 0.6 (3) 0.5 (4) 0.4 (5) 0.3

17. A steel metre ruler is to be used in a measurement so that millimetre readings are accurate up to $5 \times 10^{-5} \text{ mm}$ at a certain temperature. What is the maximum temperature variation allowable during the measurement? (linear expansivity of steel is $1 \times 10^{-5} \text{ }^\circ\text{C}^{-1}$)

- (1) $0.1 \text{ }^\circ\text{C}$ (2) $0.2 \text{ }^\circ\text{C}$ (3) $1 \text{ }^\circ\text{C}$ (4) $2 \text{ }^\circ\text{C}$ (5) $5 \text{ }^\circ\text{C}$

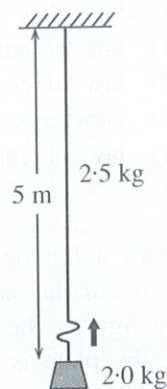
18. Five resistors and a battery are connected as shown in the figure. The e.m.f. of the battery is 6.0 V and it has negligible internal resistance. What is the voltage across the resistor R_4 ?

- (1) 0.7 V (2) 0.8 V (3) 1.2 V
(4) 2.0 V (5) 2.4 V



19. A uniform rope of length 5.0 m and mass 2.5 kg hangs vertically from a rigid support. A block of mass 2.0 kg is attached to the free end of the rope as shown in the figure. A transverse pulse of wavelength 2.0 cm is produced at the lower end of the rope. What is the wavelength of the pulse when it reaches the top of the rope?

- (1) 1.5 cm (2) 2.0 cm (3) 2.5 cm
(4) 3.0 cm (5) 4.0 cm

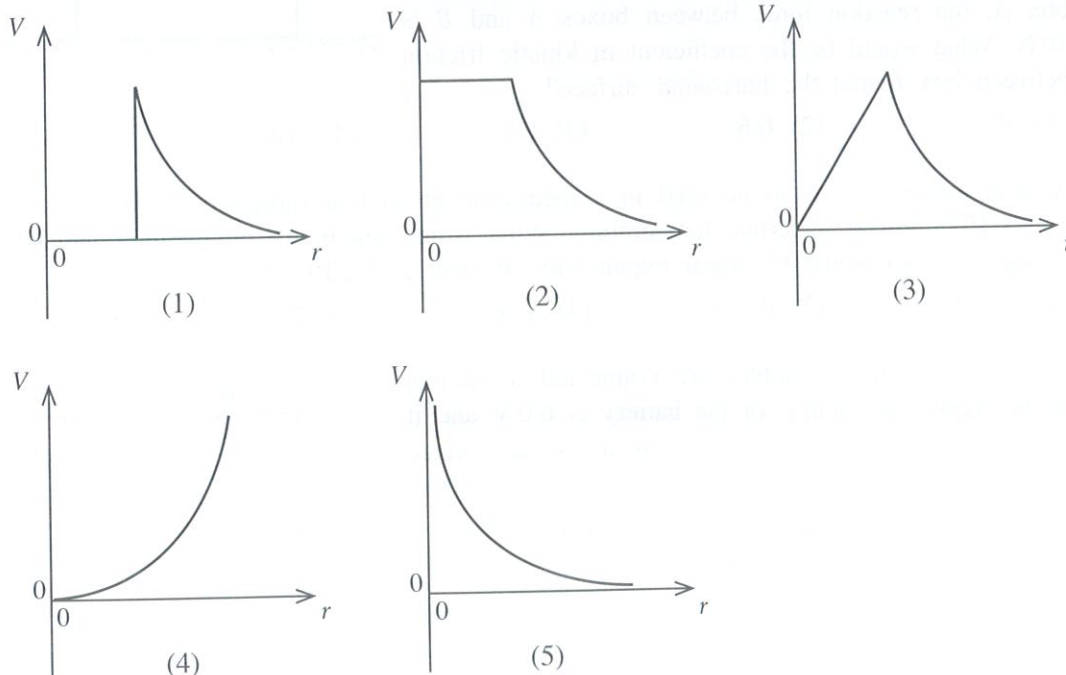


20. Four wires of equal lengths are subjected to the same tension. The properties of these wires are as follows.

Wire	Young's Modulus of the material ($\times 10^{11} \text{ N m}^{-2}$)	Diameter (mm)
A	2.0	1.0
B	2.0	2.0
C	1.0	1.0
D	1.0	2.0

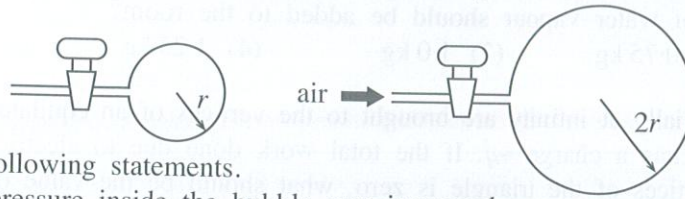
Which of the following statements is true?

- (1) Wire A has the largest extension. (2) Wire B has the largest extension.
(3) Wire C has the largest extension. (4) Wire D has the largest extension.
(5) All wires have the same extension.
21. A thin light circular loop of radius 2 cm is kept just below the surface of a liquid. If a force of 0.04 N is required to pull this loop out from the surface of the liquid (just before the liquid film breaks), what is the surface tension of the liquid?
- (1) 4 N m^{-1} (2) 2 N m^{-1} (3) $\frac{1}{\pi} \text{ N m}^{-1}$ (4) $\frac{1}{2\pi} \text{ N m}^{-1}$ (5) $\frac{1}{4\pi} \text{ N m}^{-1}$
22. In a uniformly charged hollow metallic spherical shell, the variation of the electric potential (V) with distance (r) from center is best represented by,



[See page five]

23. A soap bubble of radius r was made at the end of a very narrow tube as shown in the figure. Then more air was blown into the bubble isothermally to increase the radius of the bubble to $2r$.

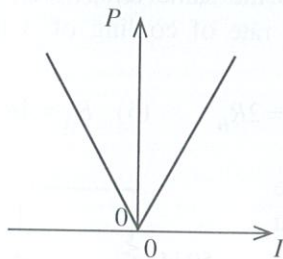


Consider the following statements.

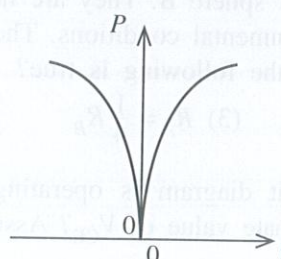
- (A) The pressure inside the bubble was increased.
- (B) The surface potential energy of the bubble was increased by four times.
- (C) The volume of the bubble was increased by four times.

Of the above statements

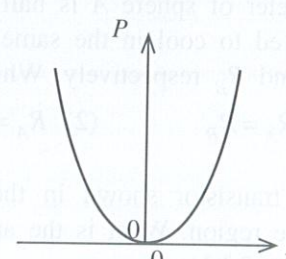
- (1) only (A) is true.
 - (2) only (B) is true.
 - (3) only (A) and (B) are true.
 - (4) only (B) and (C) are true.
 - (5) all (A), (B) and (C) are true.
24. A current I flows through a uniform metal wire which is maintained at a constant temperature. Which of the following graphs best represents the variation of power dissipation P in the wire with current I in the wire?



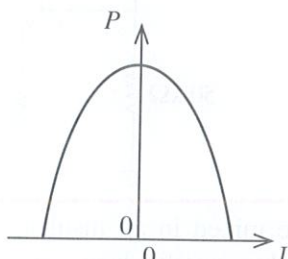
(1)



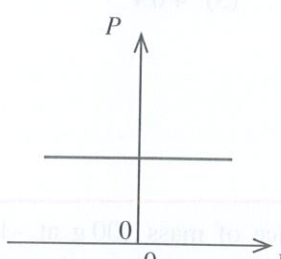
(2)



(3)

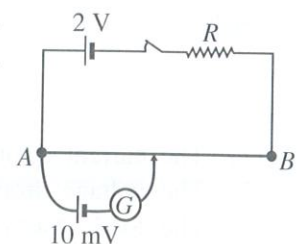


(4)



(5)

25. Two thin glass lenses in contact has a combined power of $+3D$ (diopters). If one lens is convex and has a focal length of 20 cm , what is the type and focal length of the other lens?
- (1) convex, 50 cm
 - (2) concave, 50 cm
 - (3) convex, 12.5 cm
 - (4) concave, 12.5 cm
 - (5) concave, 10 cm
26. The potentiometer wire AB shown in figure has a length 100 cm and a resistance $10\ \Omega$. It is connected in series with a resistance R and a cell of e.m.f. 2 V and negligible internal resistance. The balance length for a source of small e.m.f. 10 mV is found to be 40 cm . What is the value of R ?
- (1) $790\ \Omega$
 - (2) $800\ \Omega$
 - (3) $900\ \Omega$
 - (4) $1000\ \Omega$
 - (5) $1500\ \Omega$



27. During the decay of radioactive $^{235}_{92}\text{U}$ into $^{231}_{91}\text{Pa}$ which of the following particles are emitted?
- (1) one alpha particle and one electron.
 - (2) one proton and four neutrons.
 - (3) one alpha particle and one positron.
 - (4) one alpha particle and one neutron.
 - (5) one alpha particle and two positrons.

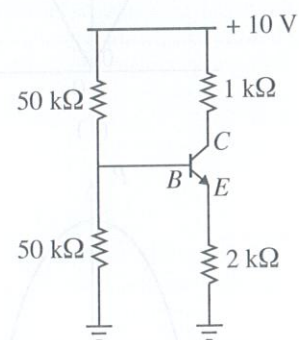
28. The absolute humidity of air inside a closed room of volume 75 m^3 is 0.04 kg m^{-3} and the relative humidity is 75%. For the room to be saturated with water vapour at the same temperature, how much additional mass of water vapour should be added to the room?
- (1) 0.5 kg (2) 0.75 kg (3) 1.0 kg (4) 1.25 kg (5) 1.5 kg

29. Three point charges, initially at infinity are brought to the vertices of an equilateral triangle. Out of them two charges each has a charge $+q$. If the total work done due to electric field to bring the three charges to the vertices of the triangle is zero, what should be the value of the third charge?
- (1) $-\frac{q}{4}$ (2) $-\frac{q}{2}$ (3) $-q$ (4) $-2q$ (5) $-4q$

30. A small solid sphere made of material having density β is released from rest at a depth H below the surface of water in a tank. The density of water is ρ ($\rho > \beta$). What is the maximum height that the sphere will rise from the surface of water? Neglect all viscous forces and surface tension of water.
- (1) $\frac{\rho}{\beta} H$ (2) $\frac{\beta}{\rho} H$ (3) $\left(1 + \frac{\rho}{\beta}\right) H$ (4) $\left(1 - \frac{\beta}{\rho}\right) H$ (5) $\left(\frac{\rho}{\beta} - 1\right) H$

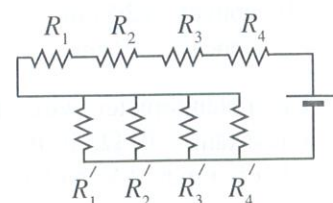
31. Two solid spheres A and B are made of the same material with identical surface properties. The diameter of sphere A is half that of sphere B. They are heated to the same temperature and then allowed to cool in the same environmental conditions. The initial rate of cooling of A and B are R_A and R_B respectively. Which of the following is true?
- (1) $R_A = R_B$ (2) $R_A = \frac{1}{2} R_B$ (3) $R_A = \frac{1}{4} R_B$ (4) $R_A = 2R_B$ (5) $R_A = 4R_B$

32. The transistor shown in the circuit diagram is operating in the active region. What is the approximate value of V_{CE} ? Assume that $V_{BE} = 0.6 \text{ V}$.
- (1) 1.6 V (2) 3.4 V (3) 4.6 V
(4) 5.2 V (5) 7.4 V



33. Water of mass 100 g at 30°C and ice of mass 100 g at -10°C are mixed in an insulated container without any heat exchange with the surroundings. Assume that the specific heat capacity of ice and water are $2 \times 10^3 \text{ J kg}^{-1} \text{ K}^{-1}$, $4 \times 10^3 \text{ J kg}^{-1} \text{ K}^{-1}$ respectively and specific latent heat of fusion of ice is $3 \times 10^5 \text{ J kg}^{-1}$. What is the equilibrium temperature of the mixture?
- (1) 5°C (2) 0°C (3) -5°C (4) -10°C (5) -25°C

34. A set of parallel resistors and a set of series resistors are connected as shown in the figure. The resistance values of resistors may or may not be the same. Which of the following statements is **always** true?



- (1) The current through each resistor in the set of parallel resistors is the same.
(2) The voltage drop across each resistor in the set of series resistors is the same.
(3) The total resistance of the entire network is greater than the resistance of any individual resistor in the set of series resistors.
(4) The total resistance of the entire network is less than the largest resistance in the set of parallel resistors.
(5) The total resistance of the entire network is less than the resistance of any individual resistor in the network.

[See page seven]

35. One electron is moving opposite to a uniform electric field (E) and another electron is moving perpendicular to a uniform magnetic field (B) as shown in figures (1) and (2). For each situation the de Broglie wavelength of the electrons respectively

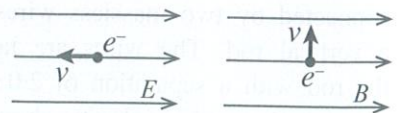


Figure (1)

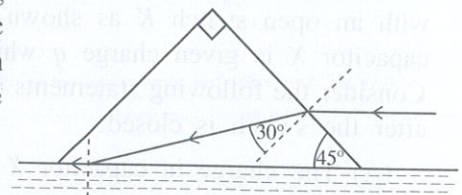
Figure (2)

- (1) increases, increases. (2) increases, decreases.
 (3) decreases, does not change. (4) decreases, decreases.
 (5) increases, does not change.

36. A spherical water droplet of radius 2 mm falls down through air at a terminal velocity of 8 cm s^{-1} . What is the terminal velocity of a spherical water drop falling through air and having a volume of eight (8) such identical droplets?

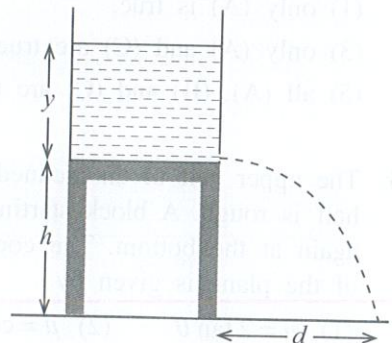
- (1) 8 cm s^{-1} (2) 16 cm s^{-1} (3) 24 cm s^{-1} (4) 32 cm s^{-1} (5) 64 cm s^{-1}

37. The bottom of a rectangular isosceles glass prism is just touching a liquid surface as shown in the figure. A monochromatic ray of light parallel to the liquid surface enters the prism and passes along the glass and liquid interface. What is the refractive index of the liquid?



- (1) $\sqrt{2}$ (2) $\sqrt{2} \sin 75^\circ$ (3) $\sqrt{2} \sin 60^\circ$
 (4) $\frac{2}{\sin 75^\circ}$ (5) $\frac{2}{\sin 60^\circ}$

38. A water tank having a large cross-sectional area is kept on a support of height h . From a small hole close to the bottom of the tank ejects a horizontal stream of water. Water strikes the ground at a horizontal distance d from an edge of the tank as shown in the figure. What is the height (y) of water in the tank?

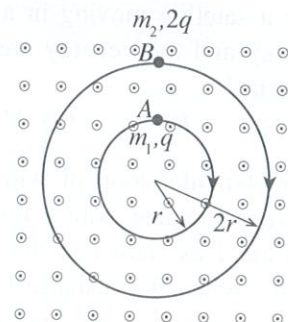


- (1) $\frac{d^2}{h}$ (2) $\frac{d^2}{2h}$ (3) $\frac{d^2}{4h}$
 (4) $\frac{2d^2}{h}$ (5) $\frac{4d^2}{h}$

39. Two charged particles A and B of masses m_1, m_2 and charges $q, 2q$ respectively are moving in circular paths of radii $r, 2r$ perpendicular to a uniform magnetic field as shown in the figure. If the speeds of A and B are v_1, v_2 respectively,

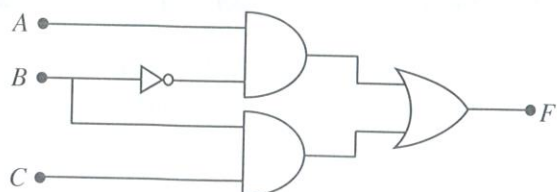
what is the value of the ratio $\frac{m_2 v_2}{m_1 v_1}$?

- (1) 1 (2) $\sqrt{2}$ (3) 2
 (4) 3 (5) 4



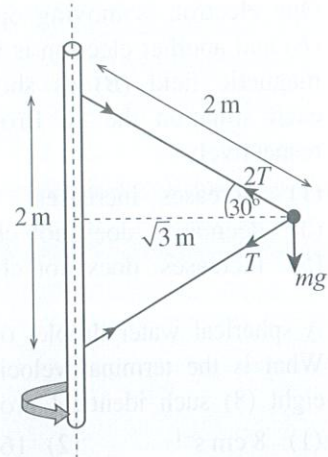
40. Consider the logic circuit shown with three inputs A, B and C. What is the Boolean expression that best represents the output F of the circuit?

- (1) $F = \bar{B}A + BC$ (2) $F = \bar{B}A + \bar{B}C$
 (3) $F = BA + \bar{B}C$ (4) $F = BA + BC$
 (5) $F = \bar{B}A + \bar{B}\bar{C}$



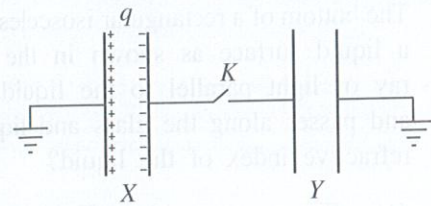
[See page eight]

41. As shown in the figure, a metallic ball of mass m is connected by two massless wires, each of length 2.0 m , to a vertical rod. The wires are taut and rigidly fastened to the rod with a separation of 2.0 m . The setup is rotating at a constant angular velocity about the axis of the rod. The tension of the upper wire is twice ($2T$) that of the lower wire (T). What is the angular velocity (rad s^{-1}) of the ball?



- (1) $\sqrt{\frac{g}{3}}$ (2) $\sqrt{\frac{3}{2}g}$ (3) $\sqrt{3g}$
 (4) $3\sqrt{g}$ (5) $5\sqrt{g}$

42. Two identical capacitors X and Y are connected by a wire with an open switch K as shown in the figure. Initially capacitor X is given charge q while Y is uncharged. Consider the following statements regarding the capacitors after the switch is closed.



- (A) The charge in capacitor X decreases to $\frac{q}{2}$.
 (B) The voltage across capacitor X does not change from its initial value.
 (C) The energy stored in capacitor X decreases to half of its initial value.

Of the above statements

- (1) only (A) is true. (2) only (B) is true.
 (3) only (A) and (C) are true. (4) only (B) and (C) are true.
 (5) all (A), (B) and (C) are true.

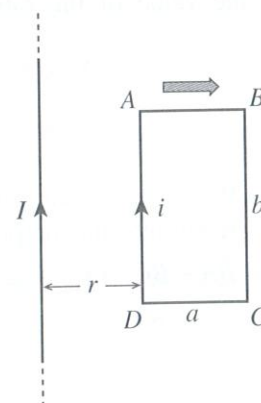
43. The upper half of an inclined plane of inclination θ to the horizontal is smooth while the lower half is rough. A block starting from rest at the top of the plane slides down and comes to rest again at the bottom. The coefficient of kinetic friction μ between the block and the lower half of the plane is given by

- (1) $\mu = 2 \tan \theta$ (2) $\mu = \cos \theta$ (3) $\mu = \tan \theta$ (4) $\mu = 2 \sin \theta$ (5) $\mu = 3 \tan \theta$

44. For a satellite moving in a circular path around the earth the kinetic energy, gravitational potential energy and total energy are given by K , V and E respectively. Which of the following relationships is true?

- (1) $E = -K$ (2) $V = -K$ (3) $V = E$ (4) $K = -2E$ (5) $K = V$

45. A rectangular loop of wire $ABCD$ of width a and length b is kept coplanar with a long straight wire carrying a steady current I as shown in the figure. The loop is moved to the right. When the distance between the wire and the side AD of the loop is r , the current induced in the loop is i . What is the magnitude of the net magnetic force on the loop?

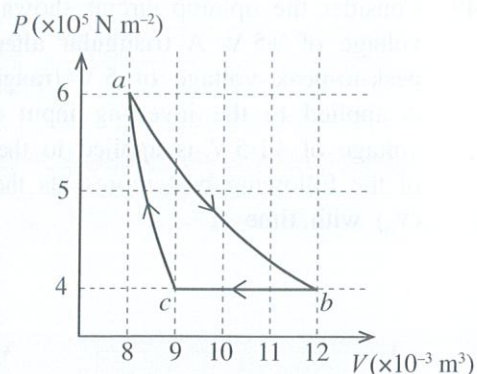


- (1) $\frac{\mu_0 I i}{2\pi} \frac{b}{a}$ (2) $\frac{\mu_0 I i}{2\pi} \frac{(r+a)}{r}$ (3) $\frac{\mu_0 I i}{2\pi} \frac{r}{(r+a)}$
 (4) $\frac{\mu_0 I i}{2\pi} \frac{ab}{r(r+a)}$ (5) $\frac{\mu_0 I i}{2\pi} \frac{r(r+a)}{ab}$

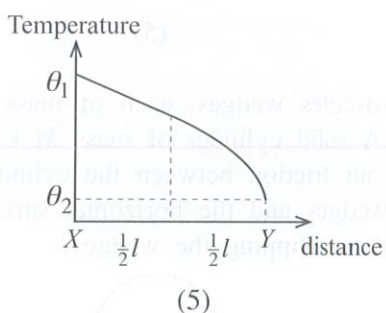
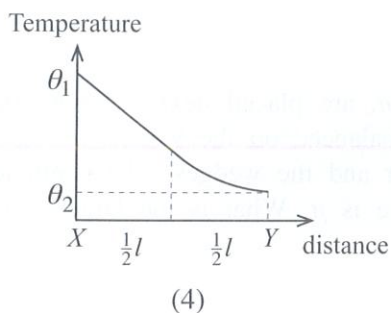
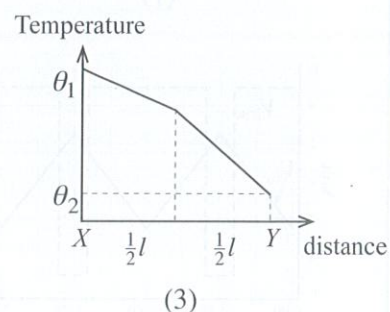
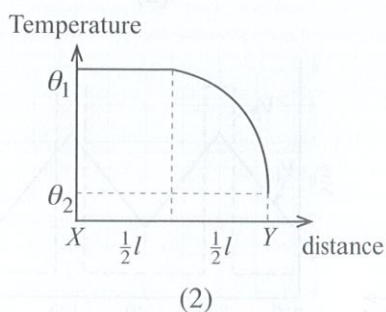
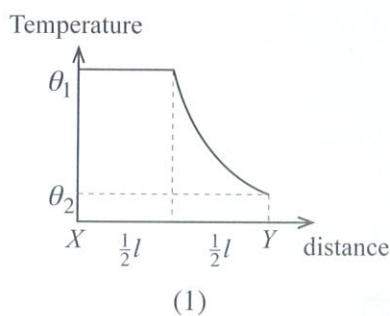
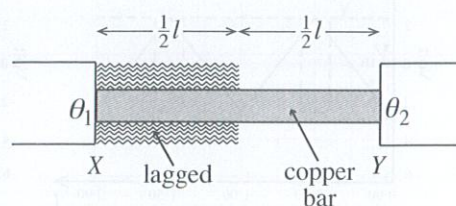
[See page nine]

46. The P - V diagram shown in the figure illustrates a certain thermodynamic cycle $abca$ of an ideal gas. If the temperature of the gas at point a is 327°C , what is the temperature of the gas at point c ?

- (1) 177°C (2) 227°C (3) 300°C
 (4) 327°C (5) 450°C

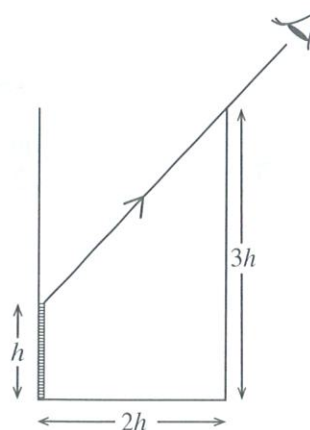


47. The length of XY copper bar is l . A half of the bar is properly lagged and the remaining half is unlagged. End X is maintained at temperature θ_1 and end Y is at θ_2 ($\theta_1 > \theta_2$). When the steady state is reached which graph best represents the variation of temperature along the bar?

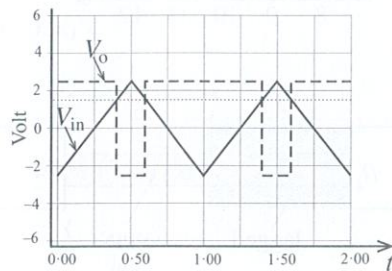
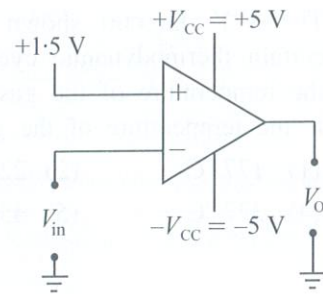


48. An observer can see the top of a thin plastic stripe attached to the wall of a beaker when the eye is at a position as shown in the figure. The length of the stripe is h , the diameter of the beaker is $2h$ and the height of the beaker is $3h$. The beaker is then filled with a transparent liquid up to a height of $2h$. Now the observer can see the bottom of the stripe without changing the position of eye. What is the refractive index of the liquid?

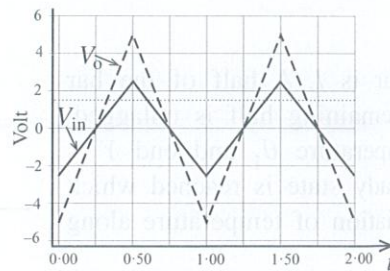
- (1) $\frac{5}{2}$ (2) $\sqrt{\frac{5}{2}}$ (3) $\frac{3}{2}$
 (4) $\frac{4}{3}$ (5) $\sqrt{\frac{3}{2}}$



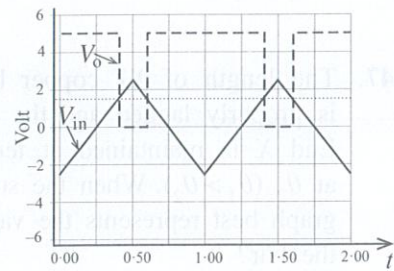
49. Consider the op-amp circuit shown in the figure with a supply voltage of ± 5 V. A triangular alternating voltage (V_{in}) with a peak-to-peak voltage of 5 V (ranging from -2.5 V to $+2.5$ V) is applied to the inverting input of the op-amp, and a fixed voltage of $+1.5$ V is applied to the non-inverting input. Which of the following best represents the variation of output voltage (V_o) with time t ?



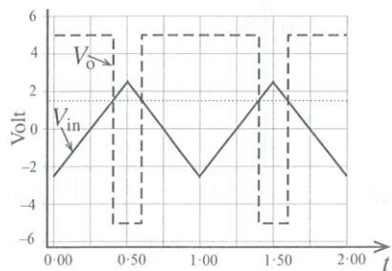
(1)



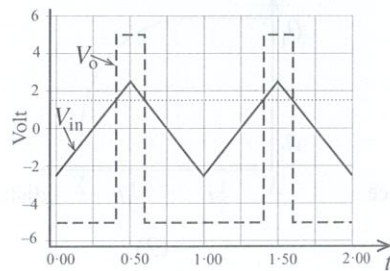
(2)



(3)

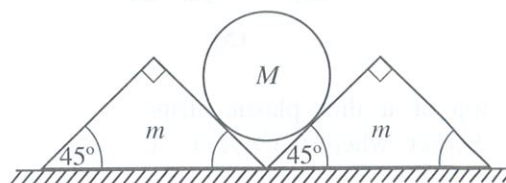


(4)



(5)

50. Two identical rectangular isosceles wedges, each of mass m , are placed next to each other on a rough horizontal surface. A solid cylinder of mass M is balanced on the wedges as shown in the figure. Assume there is no friction between the cylinder and the wedges. The coefficient of static friction between the wedges and the horizontal surface is μ . What is the largest value of M that can be balanced without slipping the wedges?



- (1) $\frac{m}{\sqrt{2}}$ (2) $\frac{\mu m}{\sqrt{2}}$ (3) $\frac{\mu m}{1 + \mu}$ (4) $\frac{\mu m}{1 - \mu}$ (5) $\frac{2\mu m}{1 - \mu}$

සියලුම හිමිකම් ඇවිරිණි / முழுப் பதிப்புரிமையுடையது / All Rights Reserved

ශ්‍රී ලංකා විභාග දෙපාර්තමේන්තුව ශ්‍රී ලංකා විභාග දෙපාර්තමේන්තුව ශ්‍රී ලංකා විභාග දෙපාර්තමේන්තුව ශ්‍රී ලංකා විභාග දෙපාර්තමේන්තුව ශ්‍රී ලංකා විභාග දෙපාර්තමේන්තුව
இலங்கைப் பரீட்சைத் திணைக்களம் இலங்கைப் பரීட்சைத் திணைக்களம் இலங்கைப் பரීட்சைத் திணைக்களம் இலங்கைப் பரීட்சைத் திணைக்களம் இலங்கைப் பரීட்சைத் திணைக்களம்
Department of Examinations, Sri Lanka Department of Examinations, Sri Lanka Department of Examinations, Sri Lanka Department of Examinations, Sri Lanka Department of Examinations, Sri Lanka
இலங்கைப் பரීட்சைத் திணைக்களம் இலங்கைப் பரීட்சைத் திணைக்களம் இலங்கைப் பரීட்சைத் திணைக்களம் இலங்கைப் பரīட்சைத் திணைக்களம் இலங்கைப் பரīட்சைத் திணைக்களம்
Department of Examinations, Sri Lanka Department of Examinations, Sri Lanka Department of Examinations, Sri Lanka Department of Examinations, Sri Lanka Department of Examinations, Sri Lanka

අධ්‍යයන පොදු සහතික පත්‍ර (උසස් පෙළ) විභාගය, 2024
கல்விப் பொதுத் தராதரப் பத்திர (உயர் தர)ப் பரீட்சை, 2024
General Certificate of Education (Adv. Level) Examination, 2024

භෞතික විද්‍යාව II
பௌதிகவியல் II
Physics II

01 E II

පැය තුනයි
மூன்று மணித்தியாலம்
Three hours

අමතර කියවීමේ කාලය - මිනිත්තු 10 යි
மேலதிக வாசிப்பு நேரம் - 10 நிமிடங்கள்
Additional Reading Time - 10 minutes

Use additional reading time to go through the question paper, select the questions you will answer and decide which of them you will prioritise.

Index No. :

Important:

- * This question paper consists of 16 pages.
- * This question paper comprises of two parts, Part A and Part B. The time allotted for both parts is three hours.
- * Use of calculators is **not** allowed.

PART A — Structured Essay: (pages 2 - 8)

Answer **all** the questions on this paper itself.
Write your answers in the space provided for each question. Note that the space provided is sufficient for your answers and that extensive answers are not expected.

PART B — Essay: (pages 9 - 16)

This part contains six questions, of which, **four** are to be answered. Use the papers supplied for this purpose.

- * At the end of the time allotted for this paper, tie the **two parts together** so that **Part A is on top of Part B** before handing them over to the Supervisor.
- * You are permitted to remove **only Part B** of the question paper from the Examination Hall.

For Examiners' Use Only

For paper II		
Part	Question Nos.	Marks Awarded
A	1	
	2	
	3	
	4	
B	5	
	6	
	7	
	8	
	9 (A)	
	9 (B)	
	10 (A)	
Total	10 (B)	
	In numbers	
	In words	

Code Numbers

Marking Examiner 1	
Marking Examiner 2	
Marks checked by	
Supervised by	

[see page two]

PART A – Structured EssayAnswer *all four* questions on this paper itself.

$(g = 10 \text{ m s}^{-2})$

Do not
write
in this
column

1. You are asked to determine the density of the material of a thin uniform wire of length about 15 cm and mass about 200 mg. You are provided with the micrometer screw gauge shown in figure (1) to measure the diameter of the wire.

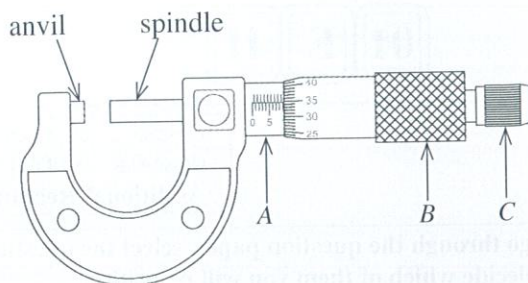


Figure (1)

- (a) Name the **parts** of the micrometer screw gauge marked as A, B (not the two scales) and C.

A:

B:

C:

- (b) The main scale of the micrometer screw gauge is made by dividing 1 mm into two. The circular scale has 50 equal divisions. One complete turn of B will either increase or decrease the distance between the anvil and the spindle by a value which is equal to one division on the main scale.

- (i) What is the pitch of the micrometer screw gauge in mm?

.....

- (ii) What is the least count of the micrometer screw gauge in mm?

.....

- (c) Figure (2) shows the position of the circular scale when the anvil and the spindle touch each other. Determine the value of the zero error of the micrometer screw gauge in mm.

.....

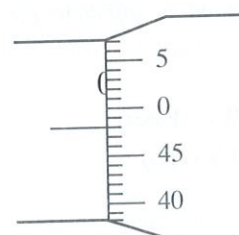


Figure (2)

- (d) After determining the zero error, state how the micrometer screw gauge is used to measure the diameter of the wire.

(1)

.....

(2)

.....

[see page three]

Do not
write
in this
column

(e) What is the purpose of having part C in micrometer screw gauges?

.....

(f) (i) Figure (3) shows the position of the circular scale when the diameter of one place of the wire is measured using the micrometer screw gauge mentioned in (c) above.

(1) What is the reading of the micrometer screw gauge in mm?

.....

(2) What is the correct value of the diameter of the wire in mm?

.....

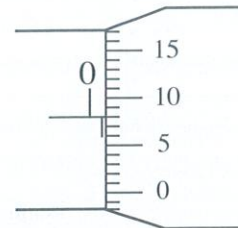


Figure (3)

(ii) Calculate the cross-sectional area (in mm^2) of the wire using the value in (f) (i) (2) above. (Take $\pi = 3$.)

.....

.....

(g) (i) What other measurements do you take to determine the density of the material of the wire?

(1)

(2)

(ii) Name the most appropriate measuring instruments needed to obtain the measurements mentioned in (g) (i) above.

(1)

(2)

(h) Figure (4) shows an electronic micrometer screw gauge used in industrial applications. What is the least count of this gauge in mm?

.....

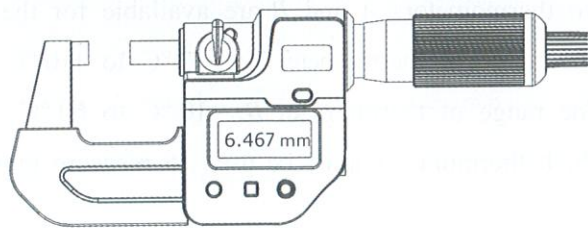


Figure (4)

2. You are asked to determine the specific latent heat of vaporization (L) of water using the method of mixtures. Figure (1) shows an incomplete experimental setup. A rubber tube is used to take steam out. A well lagged copper calorimeter, water and a copper stirrer are also provided.

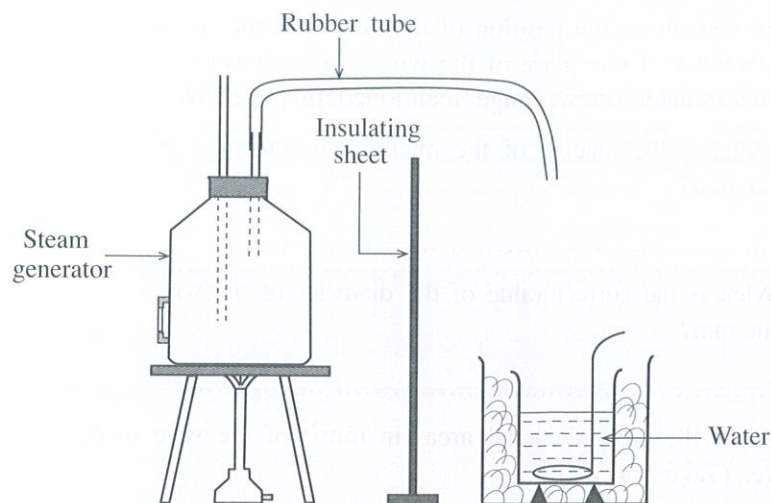


Figure (1)

- (a) (i) Water has to be poured into the steam generator. Using a horizontal line, mark the appropriate level of water that must be filled inside the steam generator.
- (ii) A thermometer has to be inserted into the steam generator. Using a small cross (×) mark the appropriate position of the bulb of the thermometer that must be placed inside the steam generator.
- (iii) The accurately measured temperature of steam in this experiment is 99.0°C not 100.0°C . What can be the reason for this?
-
- (b) (i) Name the item that you use to avoid mixing condensed steam into water in the calorimeter.
-
- (ii) Draw the item mentioned in (b) (i) above in the appropriate place in figure (1) with the correct connection.
- (c) Two thermometers A and B are available for the experiment.
- The range of thermometer A : -10°C to 110°C
- The range of thermometer B : -10°C to 60°C
- Which thermometer must be used to measure temperature of water in the calorimeter?
-
- (d) What are the mass measurements that you would take in this experiment? Give them in order of measurements.
- (1)
- (2)
- (3)
- (e) What are the experimental steps that you would take to measure the last temperature reading of water in this experiment?
- (1)
- (2)

- (f) The room temperature and the initial temperature of water are θ and θ_1 respectively. Write down an expression for the value of last temperature measurement θ_2 of water in terms of θ_1 and θ to minimize heat exchange with the surroundings.

$$\theta_2 =$$

- (g) (i) Is it possible to use a glass beaker instead of a copper calorimeter in this experiment?

Possible/Not possible (Underline the correct answer.)

- (ii) Give the reason for the above answer.

- (h) When a student performed the above experiment, the exact value of the mass of steam added was 1.2 g. Using this and other measurements the value of L the student must have obtained after calculation was $2.3 \times 10^6 \text{ J kg}^{-1}$. But the student used the mass of steam added as 1.0 g. Determine the value of L that the student obtained due to this mistake. Round off your answer to one decimal place in scientific notation.

Temperature rise in water was 10°C . The specific heat capacity of water is $4.2 \times 10^3 \text{ J kg}^{-1} \text{ K}^{-1}$. (Take $234.2 = 234$)

3. You are required to determine the refractive index of material of a glass prism using a laboratory spectrometer.

- (a) Draw the path of a monochromatic ray incident on the surface AC undergoing minimum deviation through the prism shown in figure (1). Also mark the angle of incidence (i) and the angle of refraction (r) of the ray at the surface AC .

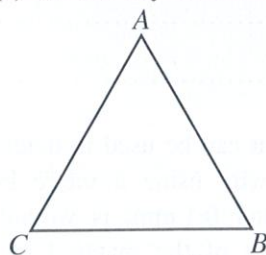


Figure (1)

- (b) Mark the angle of minimum deviation (D) of the ray in the above figure (1).
- (c) Write down an expression for the refractive index (n) of material of prism in terms of angle of prism A and D .

- (d) Give the experimental steps needed for adjusting the **telescope** of the spectrometer.

- (e) A student argues that a beam of light from a bright filament bulb can be used for levelling the prism table. Do you agree?

Give the reason.

- (f) After adjusting all the parts of the spectrometer how do you experimentally obtain the minimum deviation position for a monochromatic ray of light?

.....

- (g) When the telescope is fixed to the minimum deviation position, the circular scale and the vernier scale positions are shown in figure (2).

What is the reading of this position?




Figure (2)

- (h) After removing the prism from the prism table, the direct reading of the telescope is measured as $104^{\circ}55'$. Find the value of D . The 360° mark of the circular scale has not crossed when taking measurements.

.....

- (i) If the prism angle is $A = 60^{\circ}00'$, calculate the refractive index (n) of material of prism. (Use the natural sine table for your calculation.)

.....

4. Figure (1) shows an experimental setup that can be used to determine the temperature coefficient of resistance (α) of material of a thin wire using a metre bridge. An electrically insulated uniform wire of length 5.0 m and diameter 0.1 mm, is wound around a cylindrical piece of plastic rod to make a coil. The resistivity of the material of the wire is $1.5 \times 10^{-8} \Omega \text{ m}$ at 30°C . A suitable resistance S is connected across the left gap of the bridge.

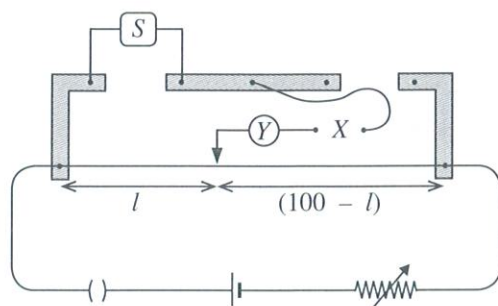
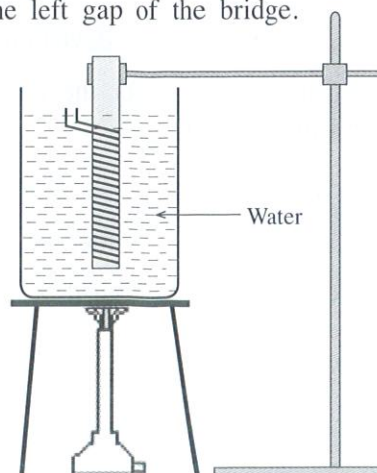


Figure (1)



[see page seven]

- (a) Find the resistance of the coil of wire at 30°C . (Take $\pi=3$.)

.....

.....

.....

.....

- (b) What is the measuring instrument labelled as 'Y' in figure (1)?

.....

- (c) (i) In the space given below, draw a diagram of the circuit that should be connected across the gap 'X' in figure (1).

.....

.....

.....

.....

- (ii) What is the purpose of the circuit that you have drawn in (c)(i) above?

.....

- (d) Copper wires have to be used to connect the coil of wire to the metre bridge. What type of wires are suitable for this?

.....

.....

- (e) What are the other essential instrument and item needed in this experiment?

Instrument :

Item :

- (f) (i) If the resistance of the coil at a given temperature $\theta (^{\circ}\text{C})$ is R_{θ} and the corresponding balance length of the metre bridge wire is l (cm), write down an expression for $\frac{R_{\theta}}{S}$ in terms of l . Neglect end corrections of the metre bridge wire.

.....

.....

.....

- (ii) Write down an expression for the resistance R_{θ} in terms of α , the resistance R_0 at $\theta = 0^{\circ}\text{C}$ and θ .

.....

.....

.....

Do not
write
in this
column

- (iii) By combining expressions written in (f) (i) and (ii) above, obtain an expression needed to draw the straight line graph of $\left(\frac{100}{l} - 1\right)$ versus θ .

.....

.....

.....

- (iv) Using the parameters of the expression written in (f) (iii) above, write down expressions for the gradient (m) and intercept (c) of the graph.

$m =$

$c =$

- (v) Write down an expression for α in terms of m and c .

$\alpha =$

- (g) Calculate α using the following graph shown in figure (2).

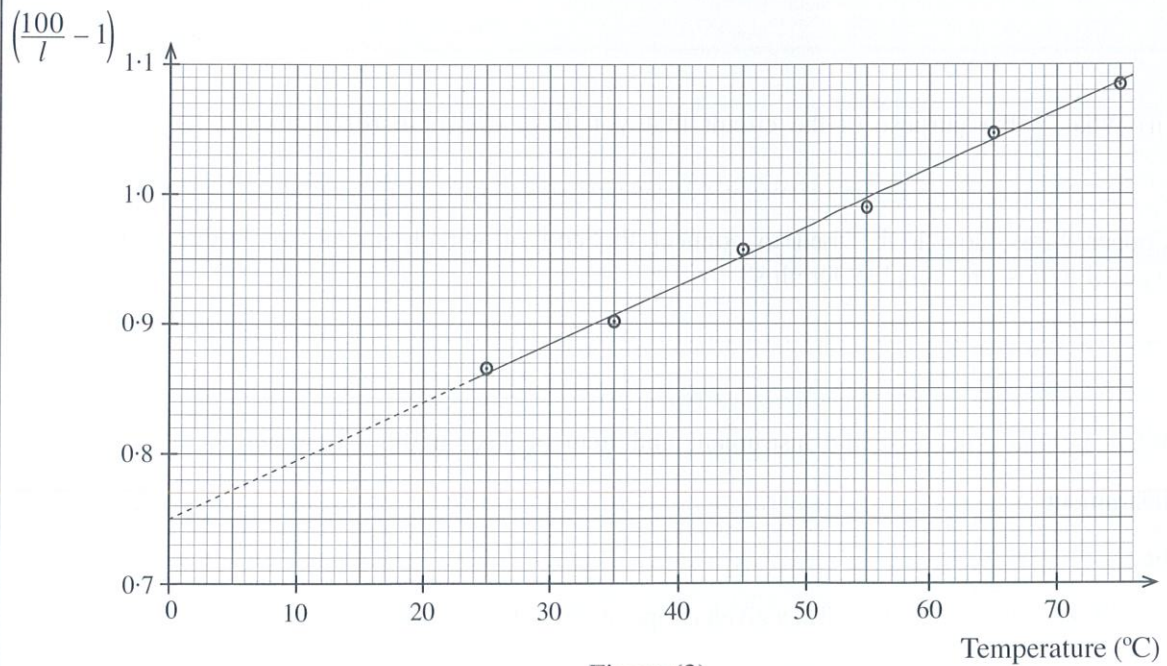


Figure (2)

.....

.....

.....

.....

.....

.....

* *

ශ්‍රී ලංකා විභාග දෙපාර්තමේන්තුව ශ්‍රී ලංකා විභාග දෙපාර්තමේන්තුව ශ්‍රී ලංකා විභාග දෙපාර්තමේන්තුව ශ්‍රී ලංකා විභාග දෙපාර්තමේන්තුව ශ්‍රී ලංකා විභාග දෙපාර්තමේන්තුව
 இலங்கைப் பரீட்சைத் திணைக்களம் இலங்கைப் பரීட்சைத் திணைக்களம் இலங்கைப் பரීட்சைத் திணைக்களம் இலங்கைப் பரීட்சைத் திணைக்களம் இலங்கைப் பரීட்சைத் திணைக்களம்
 Department of Examinations, Sri Lanka Department of Examinations, Sri Lanka Department of Examinations, Sri Lanka Department of Examinations, Sri Lanka Department of Examinations, Sri Lanka
 ශ්‍රී ලංකා විභාග දෙපාර්තමේන්තුව ශ්‍රී ලංකා විභාග දෙපාර්තමේන්තුව ශ්‍රී ලංකා විභාග දෙපාර්තමේන්තුව ශ්‍රී ලංකා විභාග දෙපාර්තමේන්තුව ශ්‍රී ලංකා විභාග දෙපාර්තමේන්තුව
 இலங்கைப் பரීட்சைத் திணைக்களம் இலங்கைப் பரීட்சைத் திணைக்களம் இலங்கைப் பரීட்சைத் திணைக்களம் இலங்கைப் பரīட்சைத் திணைக்களம் இலங்கைப் பரīட்சைத் திணைக்களம்
 Department of Examinations, Sri Lanka Department of Examinations, Sri Lanka Department of Examinations, Sri Lanka Department of Examinations, Sri Lanka Department of Examinations, Sri Lanka

අධ්‍යයන පොදු සහතික පත්‍ර (උසස් පෙළ) විභාගය, 2024
 கல்விப் பொதுத் தராதரப் பத்திர (உயர் தர)ப் பரீட்சை, 2024
 General Certificate of Education (Adv. Level) Examination, 2024

භෞතික විද්‍යාව II
 பௌதிகவியல் II
 Physics II

PART B — Essay

01 E II

Answer four questions only.
 ($g = 10 \text{ m s}^{-2}$)

- **Note:** For an example the number 65210 can be written as 6.52×10^4 in scientific notation after rounding off to two decimal places.

5. Read the following passage and answer the questions.

In ice skating, the blade of an ice skate shown in figure (1) exerts pressure on the ice and melts a thin layer of ice providing lubrication between the ice and the blade. This is called 'pressure melting'. The bottom surface of the skate blade is 30 cm long and 1 mm wide. A human who exerts his weight on one ice skate can create pressure of up to 20 times the normal atmospheric pressure. The coefficient of friction between ice and the blade is almost zero. Therefore the only way to move forward is by pushing the ice wall not melted with a force by the skate blade as shown in figure (2).



Figure (1)

As the ice skater pushes with his right leg from behind, a force F is exerted on the skate blade by the ice. The component of the force F in the direction of motion pushes the skater forward. At the same time, his left leg with skate is either raised or gliding on the ice surface. As the skater moves forward he changes the above action to the left leg and pushes the ice with that one while raising the right leg. The process is continuously repeated.

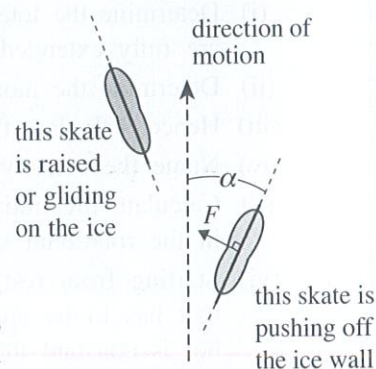


Figure (2)

Figure (3) shows the forces acting on a skater of mass m as he moves in a circular path on a flat horizontal ice surface with a constant speed. Here, G is the center of mass of the skater, P is the point of contact between a skate and ice surface, and L is the distance between P and G . The horizontal and vertical components of the force exerted on skate from ice are F_x and F_y respectively. The radius of the circular path is R .

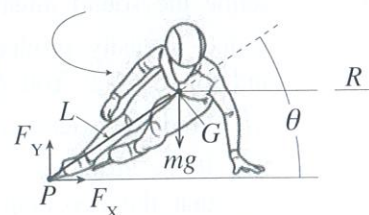


Figure (3)

- (a) What is meant by 'pressure melting'?
- (b) (i) If a person of mass 60 kg wearing regular shoes stands on ice surface with one foot, what is the pressure exerted by him on the ice surface? The surface area of the bottom surface of one shoe is 300 cm^2 .
- (ii) If he wears a skate instead of the regular shoe, what is the pressure exerted by him on the ice surface? Take the dimensions of the skate blade from the passage. Assume that the bottom surface of the skate blade is rectangular.
- (iii) Hence, show that the pressure obtained in (b)(ii) above is 20 times the atmospheric pressure. (Atmospheric pressure is $1.0 \times 10^5 \text{ Pa}$.)
- (c) How does a skater move forward on an ice surface?




Figure (4)

- (d) (i) What is the component of the force that points in the direction of motion of the skater? Write down your answer in terms of F and α .
- (ii) Is it possible for him to move forward if the angle α is zero? Give the reason for your answer.
- (e) (i) If the average force continuously applied by changing legs is 180 N, determine the acceleration (a) of the skater of mass 60 kg along the direction of motion. Take $\alpha = 30^\circ$. Assume that there are no other resistive forces acting on him.
- (ii) If he starts from rest what is his speed (v) after accelerating for 5 s?
- (f) Using figure (3), show that the speed v' of the skater moving in a circular path is given by $v' = \sqrt{\frac{gR}{\tan \theta}}$.
- (g) What is the purpose of having jagged spikes on the blade as shown in figure (4)?

- (h) A female figure skater of mass 60 kg with her arms extended horizontally as shown in figure (5), spins about a vertical axis with an angular speed of 60 rpm. Then she fully retracts her arms, by bringing arms very close to her body as shown in figure (6). Extended arms can be considered as uniform rods each of length 60 cm and mass 7 kg. Remainder of the body without arms can be considered as a solid cylinder of mass 46 kg and radius 20 cm. The body with fully retracted arms can be considered as a solid cylinder of mass 60 kg and radius 20 cm. The moment of inertia of a rod of mass M and length L about an axis perpendicular to the length at one end is given by $\frac{1}{3}ML^2$. The moment of inertia of a solid cylinder of mass M and radius R about the central axis is given by $\frac{1}{2}MR^2$. (Take $\pi = 3$)



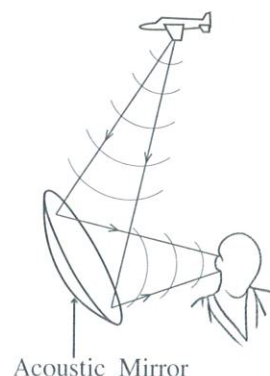
Figure (5)



Figure (6)

- (i) Determine the total moment of inertia of the female skater about the rotating axis when her arms are fully extended. Neglect the distance between rotating axis and shoulder joint.
- (ii) Determine the moment of inertia of her about the rotating axis when her arms are fully retracted.
- (iii) Hence, calculate the angular speed of her in rpm when she fully retracts her arms.
- (iv) Name the conservation law that you have used to find out the answer to (h) (iii) above.
- (v) Calculate the initial and final rotational kinetic energies of her. How do you explain the change in the rotational kinetic energy?
- (vi) Starting from rest if she takes 10 s to achieve her angular speed of 60 rpm what is the torque that has to be applied on the jagged spikes from ice? Assume that the angular acceleration of her is constant throughout the process.

6. (a) If the intensity at a given point produced by a sound source is I and the threshold of hearing is I_0 , define the sound intensity level (β) at the point by an equation.
- (b) Sound intensity produced by an airplane engine at a point is $2.0 \times 10^{-2} \text{ W m}^{-2}$. $I_0 = 1.0 \times 10^{-12} \text{ W m}^{-2}$ and $\log 2 = 0.3$. You may use $\log(ab) = \log(a) + \log(b)$
- (i) Find the sound intensity level at that point.
- (ii) If the airplane has two engines, what is the total sound intensity level at the same point? Assume that the two engines are at equidistance from the point.
- (c) (i) At the beginning of World War II, there were no radar facilities available, hence sound waves generated by airplanes were used to detect airplanes. If sound intensity level at a human ear must be at least 30 dB to detect an airplane, find the corresponding minimum sound intensity that should be generated at the ear by the airplane.
- (ii) Acoustic mirrors were used to reflect and focus sound waves to increase the sensitivity of detection. An acoustic mirror with effective surface area of 4 m^2 concentrates sound into an ear with effective surface area of 10 cm^2 as shown in the figure. What should be the minimum incident sound intensity at the acoustic mirror to detect an airplane? Neglect the sound energy absorption by the mirror. Assume that there is no loss of sound energy during the propagation between the acoustic mirror and the ear.



(iii) An airplane generates a sound power of 480 W from its engines. Assume a uniform spherical sound distribution. (Take $\pi = 3$.)

(I) If the atmosphere absorbs 95% of sound energy during the propagation between the airplane and the ear, find the maximum distance that an airplane can be detected without the acoustic mirror using the value obtained in (c) (i) above. (Take $\sqrt{5} = 2.24$.)

(II) If the atmosphere absorbs 99.9% of sound energy during the propagation between the airplane and the acoustic mirror, find the maximum distance that an airplane can be detected with the acoustic mirror using the value obtained in (c) (ii) above. Assume that there is no loss of sound energy during the propagation between the acoustic mirror and the ear.

(d) An air surveillance person on the ground identifies an airplane, which is flying along a straight-line path above him parallel to ground at a vertical height of 3000 m with a velocity of 125 m s^{-1} . At time $t = 0$, the horizontal distance from the airplane to the observer is 4000 m. The frequency of sound generated by the airplane is 100 Hz. Assume the speed of sound in air is 300 m s^{-1} .

(i) Find the frequency of sound heard by the surveillance person on ground at times $t = 0 \text{ s}$, $t = 32 \text{ s}$ and $t = 64 \text{ s}$.

(ii) Sketch the variation of observed frequency (f) against time (t) for the above situations.

(e) A supersonic jet flies in a straight line path at velocity u parallel to the ground at a height of 3000 m. The speed of sound in air at that height is v .

(i) Draw circular wave-fronts emitted and then transmitted from the jet for situations $u < v$, $u = v$ and $u > v$.

(ii) For the situation $u > v$, the Mach number M and Mach angle α (half angle at the vertex of the Mach cone) can be defined for a jet as $M = \frac{u}{v}$ and $\sin \alpha = \frac{v}{u}$ respectively. If the velocity of the jet is Mach 2, how long after the plane has passed directly overhead will an observer hear the sonic boom? Speed of sound v at that height is 300 m s^{-1} . Take $\sqrt{3} = 1.73$.

7. (a) Define the coefficient of surface tension.

(b) Three long glass capillary tubes are vertically dipped in different liquids having the angle of contact (i) 0° , (ii) 90° and (iii) 135° so that a half of the tube is inside the liquid. Draw a sketch showing the shape of the liquid meniscus inside the tube, the height of the liquid column and the shape of the liquid surface outside near the tube for each case.

(c) Derive an expression for the maximum radius (r_m) of a tiny solid sphere that can be floated without piercing the surface of a liquid with coefficient of surface tension T . The density of the material of the sphere is β and it is greater than the density of the liquid. Assume that the contact angle between the material of the sphere and liquid is zero. The volume of a sphere of radius r is $\frac{4}{3}\pi r^3$.

(d) Hay's test is done to detect the presence of bile salts in urine to identify patients having jaundice. Bile salts reduce the surface tension of urine. Sulphur powder having uniform spherical particles is sprinkled on a sample of urine taken for the Hay's test.

(i) Using the expression derived in (c) above, calculate the maximum radius (r_m) of spherical sulphur particles that can be floated on normal urine. Density of sulphur is 2000 kg m^{-3} and the surface tension of normal urine is $6.5 \times 10^{-3} \text{ N m}^{-1}$. Give your answer to one decimal place in mm.

(ii) Sulphur particles will sink if bile salts are present and the person is identified as positive for jaundice. For Hay's test according to the value calculated in (d) (i) above sulphur particles of radius $0.9 r_m$ is used. If these particles just sink in the urine sample of a patient having jaundice, calculate the surface tension of affected urine. Round off your answer to one decimal place in scientific notation.

(e) If a capillary tube of radius 0.4 mm is vertically dipped in unaffected urine sample calculate the capillary rise. Density of normal urine is 1020 kg m^{-3} . The angle of contact between urine and glass is 30° . Give your answer to nearest integer in mm. (Take $\sqrt{3} = 1.73$)

(f) Another test method can be designed using an electrical liquid sprayer gun producing tiny urine droplets with identical radii in one second. What will be the ratio of power needed for forming droplets from urine with bile salt sample to the normal urine sample? Assume that the densities of urine in both samples are the same. Give your answer to two decimal places.

8. (a) Consider a metal conductor in the form of a rectangular thin slab having width w and thickness t as shown in figure (1). A constant current I flows in $+x$ direction and a uniform magnetic field of flux density B acts perpendicular to the plane of the slab, in $+y$ direction. The drift velocity of electrons is v_d . After the steady state is reached negative charges accumulate at the upper surface of the slab, leaving positive charges at the lower surface. Then a potential difference will be established between upper and lower surfaces of the slab which is called the Hall voltage V_H .

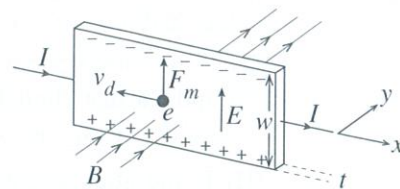


Figure (1)

- Derive an expression for the Hall voltage V_H in terms of the magnetic flux density B , the current I , the number of moving electrons per unit volume n in the conductor, electron charge e and thickness t of the slab.
 - If $B = 0.4 \text{ T}$, $I = 32 \text{ A}$, $n = 10^{28} \text{ m}^{-3}$, $e = 1.6 \times 10^{-19} \text{ C}$ and $t = 2 \text{ mm}$, determine V_H .
 - Without changing anything else, if the entire conductor is moved in the $-x$ direction with a constant velocity equal to the drift velocity of electrons, what will happen to the magnitude of the Hall voltage? Give reasons for your answer.
 - When the slab is stationary as shown in figure (1), F_m and E denote the magnetic force acting on the electron and Hall electric field intensity respectively. If the charge carriers are positively charged instead of negatively charged, what will happen to the directions of each v_d , F_m and E ? (will change or will not change)
- (b) Hall-effect sensors operate by detecting voltage changes when placed in a magnetic field. In order to generate a uniform magnetic field, two identical circular coils, each having the same radius, same number of turns, and identical currents, placed at a distance equal to the radius as shown in figure (2) can be used. The resulting magnetic flux density between the two coils is $1.4B_0$, where B_0 is the magnetic flux density at the center of a single coil.

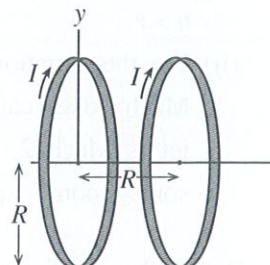


Figure (2)

- Starting from Biot-Savart law, obtain an expression for the magnetic flux density (B_0) at the center of a circular coil with number of turns N , radius R , and carrying current I . Name the other symbol in the expression.
 - If $N = 1000$, $I = 2 \text{ A}$ and $R = 0.12 \text{ m}$, calculate the magnetic flux density B_0 at the center of one coil. (Take $\mu_0 = 4\pi \times 10^{-7} \text{ T m A}^{-1}$ and $\pi = 3$.)
 - Referring to the paragraph given in (b) above, calculate the value of the uniform magnetic flux density between the two coils if they are placed at a distance of 0.12 m .
- (c) Hall-effect sensors are used in various applications to detect rotational speeds of rotating objects. Figure (3) shows a rotating wheel with four identical coils carrying identical currents mounted at equal intervals around the perimeter of the wheel. An additional coil (S), identical to those on the wheel carrying the same current is placed stationary with a Hall sensor next to it. When one of the coils on the rotating wheel aligns with the stationary coil S and the Hall sensor, a uniform magnetic field is established, allowing the Hall sensor to generate a voltage pulse. As the wheel rotates, each alignment produces a voltage pulse, enabling the detection of the rotational speed.

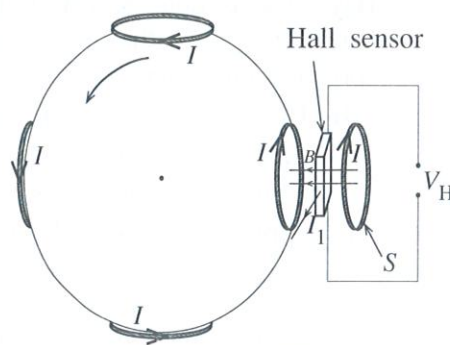


Figure (3)

- If the pulse frequency generated by the Hall sensor is f_0 , write down an expression for the rotational frequency f of the wheel in terms of f_0 .
- If $f_0 = 240$ pulses per second, calculate the rotational speed ω of the wheel in rpm.
- When the rotational speed of the wheel exceeds 7200 rpm an alarm has to be triggered. Determine the pulse frequency of the Hall sensor at which the alarm will be triggered.
- In practice, semiconductors are used instead of metals to obtain large Hall voltages. Why does a semiconductor produce a large Hall voltage?

9. Answer either part (A) or part (B) only.

Part (A)

- (a) A thin heating element made from a conductive material of resistivity ρ has a shape of a rectangular strip with length l , width w and thickness t , as shown in figure (1).




Figure (1)

- (i) Write down an expression for the resistance R of the heating element in terms of ρ , l , w and t .
- (ii) If $l = 100$ mm, $w = 20$ mm, $t = 5$ μm and $\rho = 8 \times 10^{-5} \Omega \text{ m}$ calculate the resistance of the heating element.
- (b) As shown in figure (2), a wearable heating pad is designed for localized heat therapy, using the above thin heating elements. The heating elements are arranged as shown in the figure, along with a 40Ω standard resistor. The pad is connected to a 24 V d.c. source with negligible internal resistance. Thin heating elements are represented by rectangles. The heating pad should produce at least 7.0 W to deliver the required therapeutic heat.

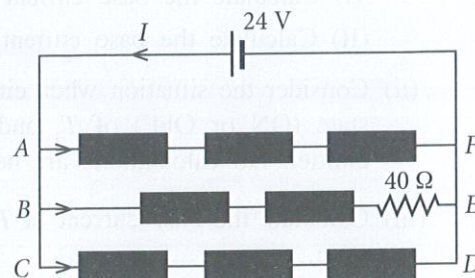


Figure (2)

- (i) Calculate the resistance of branch AF and branch BE of the circuit.
- (ii) Calculate the current through the branch BE .
- (iii) Calculate the power dissipated in the branch BE and the entire circuit. Does the heating pad produce the required power?
- (iv) Calculate the total power dissipation of the circuit if the thickness of all the heating elements is halved.
- (v) If the length l is equal to the width w , show that the resistance is independent of the surface area (lw) of the heating element shown in figure (1).
- (vi) Calculate the resistance per unit square of the top surface of the above heating element having thickness 5 μm .
- (c) Assume that a heating pad contains resistive elements made of two thin layers deposited on top of each other.
- Layer 1: Made of a material with a resistivity that remains constant with temperature.
- Layer 2: Made of a material with same resistivity as Layer 1 initially but resistivity increases as temperature increases.
- The heating pad operates using a constant voltage source. Giving reasons explain what will happen to the power dissipation of the modified heating pad over time.
- (d) A d.c. source to supply power to circuits can be constructed using a suitable step down transformer. Here, a transformer is used to step down an input a.c. voltage of 240 V (r.m.s.) to an adjustable output a.c. voltage between 12 V (r.m.s.) and 48 V (r.m.s.). The transformer has 800 primary windings. At the output stage, the transformer output is converted to a d.c. voltage.
- (i) Write down an expression for the ratio of primary voltage (V_p) to secondary voltage (V_s) of the transformer, in terms of the number of windings in the primary coil N_p and the secondary coil N_s .
- (ii) If the r.m.s. voltage of the secondary coil can be varied between 12 V and 48 V, calculate the range of number of windings required in the secondary coil.
- (iii) The d.c. output voltage is 80% of the r.m.s. output voltage of the transformer secondary coil. If the desired fully rectified d.c. output voltage is 24 V, calculate the output r.m.s. voltage of the transformer.
- (iv) The transformer supplies power to a load that consumes 120 W at 24 V d.c. If the power loss due to Joule heating in the secondary is 10% of the power consumed by the load, calculate the r.m.s. output current of the transformer.

[see page fourteen]

Part(B)

- (a) Consider the AND gate circuit made from transistors operating as switches shown in figure (1). The circuit consists of three *npn* transistors T_1 , T_2 and T_3 . Inputs A and B control the action of the transistors T_1 and T_2 , while transistor T_3 controls the final output X . The circuit operates from a $V_{CC} = +5\text{ V}$ power supply. Assume that $V_{BE} = 0.7\text{ V}$, $\beta = 100$, and V_{CE} at saturation is 0.2 V for all the transistors. Desired collector currents for T_1 and T_2 are 4 mA and that for T_3 is 4.8 mA .

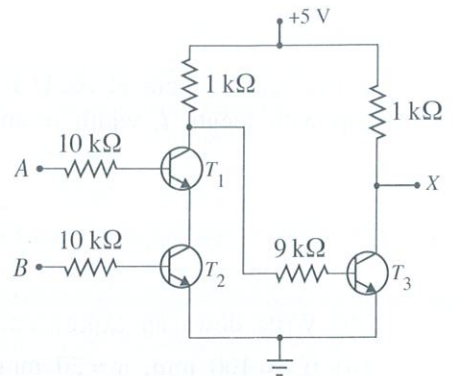


Figure (1)

- (i) Consider the situation when both inputs A and B are at 5 V .
 - (I) Calculate the base current of T_2 . Hence, show that T_2 is in saturation state.
 - (II) Calculate the base current of T_1 . Hence, show that T_1 is in saturation state.
- (ii) Consider the situation when either $A = 5\text{ V}$ and $B = 0\text{ V}$ or $A = 0\text{ V}$ and $B = 5\text{ V}$. State the operational state (ON or OFF) of T_1 and T_2 for each considering the current conduction from collector to emitter. No calculations are needed.
- (iii) Calculate the base current of T_3 when either T_1 or T_2 is OFF. Hence, show that T_3 is in saturation state.
- (iv) What are the values of the output voltage V_X for the following input conditions? State the operating mode (either ON or OFF) of T_3 for each case.
 - Case 1: $A = 5\text{ V}$ and $B = 5\text{ V}$
 - Case 2: $A = 5\text{ V}$ and $B = 0\text{ V}$
 - Case 3: $A = 0\text{ V}$ and $B = 0\text{ V}$

- (b) Consider the block diagram shown in figure (2) of a logic comparator which compares two binary digits A_1 and B_1 . The output F_1 becomes 1 only if A_1 and B_1 are the same.

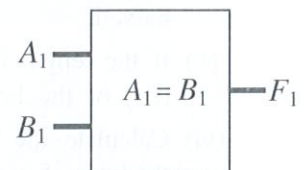


Figure (2)

- (i) Write down the truth table of the comparator.
 - (ii) Write down the logic expression of the comparator using the above truth table.
 - (iii) Write down the truth table and logic expression of an XOR gate with inputs A_1 and B_1 . Use it to write down a logic expression for the comparator.
 - (iv) Draw the logic circuit of the comparator using an XOR gate and a NOT gate.
 - (v) Draw the logic circuit of the comparator using only XOR gates.
Hint: Connect one input of an XOR gate permanently to logic 1 or 0 as needed.
 - (vi) Using the block diagram shown in figure (2) above and one additional 3-input logic gate, draw the composite diagram for a 3-bit comparator comparing A_1 and B_1 , A_2 and B_2 , A_3 and B_3 .
- (c) Consider logic gates P and Q of two different types. The logic voltage levels of the inputs and outputs are given in the table.

Logic Gate	Input		Output	
	Logic 1	Logic 0	Logic 1	Logic 0
P	2 V to 5 V	0 V to 0.8 V	2.7 V to 5 V	0 V to 0.4 V
Q	3.5 V to 5 V	0 V to 1.5 V	4.95 V to 5 V	0 V to 0.05 V

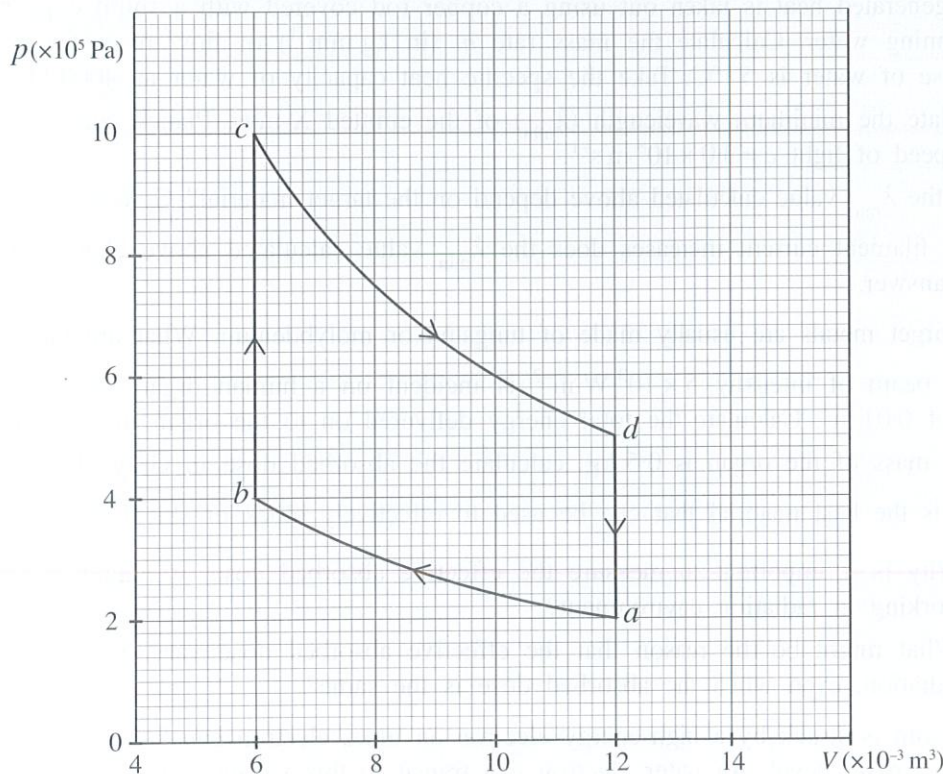
Logic gates of types P and Q are used to construct a logic circuit.

- (i) In one circuit, the output of P is connected to the input of Q . Do you expect the circuit to operate properly? Briefly explain.
- (ii) In another circuit, the output of Q is connected to the input of P . Do you expect the circuit to operate properly? Briefly explain.

10. Answer either part (A) or part (B) only.

Part (A)

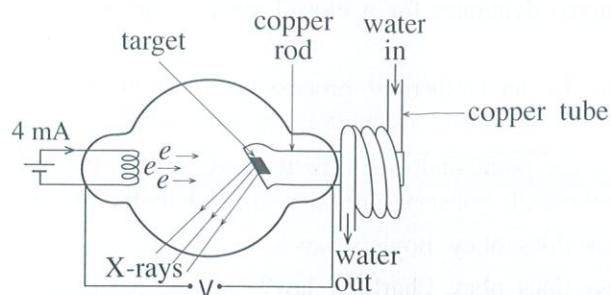
- (a) The first law of thermodynamics for a closed system can be written as $\Delta Q = \Delta U + \Delta W$. Clearly identify each term.
- (b) What do you mean by an isothermal process, a constant pressure (isobaric) process and an adiabatic process?
- (c) Starting from the same point and labelling it as A, sketch the above three processes in the same p - V diagram. Mark isothermal, constant pressure and adiabatic processes as AX, AY and AZ respectively.
- Which process does obey Boyle's law?
 - Which process does obey Charles's law?
 - If the volume is increased from V_1 to V_2 at a pressure P_1 in an isobaric process write down an expression for ΔW in terms of P_1 , V_1 and V_2 .
- (d) The Stirling engine converts heat to mechanical energy and that was invented by Robert Stirling in 1816. It is operated by a cyclic process of a closed system of an ideal gas by exposing it to different temperatures. A typical Stirling cycle is shown in the given p - V diagram by $abcda$ cyclic path.



- Giving reasons identify the types of **four** processes ab , bc , cd and da .
- If the temperature at point a is 273°C , find temperatures at points b , c and d .
- For a process represented by a vertical line such as bc the change in internal energy is given by the equation $\Delta U_{bc} = \frac{3}{2} (P_c - P_b) V_b$ where P_b and P_c are pressure at points b and c respectively. The volume at b is V_b . Calculate the heat energy supplied to the system in processes bc and da .
- Assuming ab and cd are straight lines for calculation purpose only, find the work done in processes ab and cd .
- Using the same assumption in (d) (iv) above calculate the net work done in one cycle.
- Using the same assumption in (d) (iv) above calculate the efficiency of the cyclic process $abcd$?

Part (B)

- (a) The figure shows a schematic diagram of an X-ray tube. It operates at $V = 30 \text{ kV}$ and the filament current is 4 mA .



- (i) Determine the number of electrons (n) hitting the target per second. Electron charge $= 1.6 \times 10^{-19} \text{ C}$.
 - (ii) Calculate the total kinetic energy (K) of all electrons hitting the target per second. Assume that the initial kinetic energy of electrons emitting from the filament is negligible.
 - (iii) Out of the energy calculated in (a) (ii) above, 95% is converted into heat in the target metal. This generated heat is taken out using a copper rod covered with a spiral copper tube connected to running water. Calculate the mass rate m (in kg min^{-1}) of flow of water if the temperature increase of water is 57°C . Take the specific heat capacity of water as $4000 \text{ J kg}^{-1} ^\circ\text{C}^{-1}$.
- (b) (i) Calculate the minimum wavelength (λ_{\min}) of the emitted X-rays. Planck constant $h = 6.6 \times 10^{-34} \text{ J s}$ and speed of light $c = 3.0 \times 10^8 \text{ m s}^{-1}$.
- (ii) Does the λ_{\min} value calculated above depend on the target material? Give reasons for your answer.
 - (iii) If the filament current increases does the λ_{\min} value calculated above change? Give reasons for your answer.
 - (iv) The target metals are usually made of tungsten or molybdenum. What are the reasons for this?
- (c) (i) X-ray beam of intensity $5 \times 10^3 \text{ W m}^{-2}$ is incident on a human organ with an effective surface area of 0.01 m^2 . Calculate the total energy delivered on to the organ in one second.
- (ii) If the mass of the organ is 0.5 kg , calculate the absorbed dose in Gray ($1 \text{ Gy} = 1 \text{ J kg}^{-1}$).
 - (iii) What is the best material that can be used to effectively block or shield X-rays?
 - (iv) (I) Why is it important to measure the effective absorbed dose of radiation (in Sv) for people working in radiation environment?
 - (II) What might be the reason that the effective absorbed dose vary between different types of radiation, even when the absorbed dose is the same?
- (d) When an atom is struck by a high-energy electron an inner electron can be ejected creating a vacancy in the inner energy level. An outer electron can transit to this vacancy emitting a photon with energy equal to the difference between energy levels. This process can generate X-rays with definite frequency. If the energies of the higher and lower levels are E_1 and E_2 respectively, the frequency f of the emitted X-ray photon is given by $hf = E_1 - E_2$. Here h is the Planck constant.
- (i) For aluminium if $E_1 = -74 \text{ eV}$ and $E_2 = -1624 \text{ eV}$, calculate the energy (in eV) of the X-ray photon emitted when an electron transition occurs from higher energy level to lower energy level.
 - (ii) Determine the corresponding wavelength of the X-ray photon produced. Take $hc = 1240 \text{ eV nm}$.
- (e) How do hard X-rays and soft X-rays differ from each other in terms of energy, wavelength, and penetrating power.

* * *